


English

Fill in the vowels to complete the words and colour the pictures.




__ngin__




__wl

3

thr__ __



tr__ck



w__ll



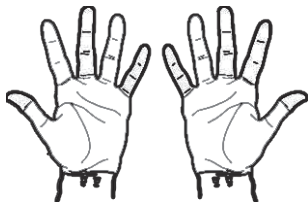
sn__k__



g__rl



b__rd

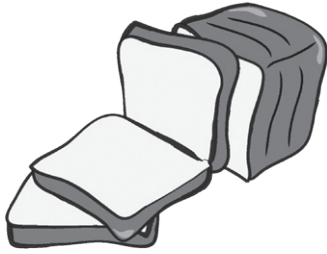


h__nds




tr__ __

Fill in the blanks with the correct consonant blend.



___ ead



___ og

fr	ch	cr
gr	cl	pl
	fl	dr
	gl	br



___ ess



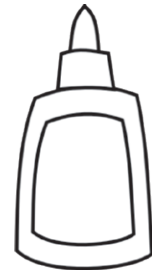
___ y




___ ant



___ ock




___ ue



___ ab



___ air




___ apes


Rhyme Time

Write 3 words that rhyme with the first word.


pig




ran




fun




hot




mad






jet



Complete the story by filling in the missing letters. The picture clues will help you.




One day the  s__n was shining. The  d__g



was sleeping. The  c__t was also sleeping. Suddenly


the  h__n saw a  f__x coming near them.

"Help! Help" she cried.

The  __at and the  __og hid in a


 b__n. The  __en flew into a  h__t.

The  fo__ jumped into a  b__ x, and the

 __un went on shining.

Hindi

आ की मात्रा वाले शब्दों के साथ वर्ण जोड़ कर
नए शब्द बनाओ

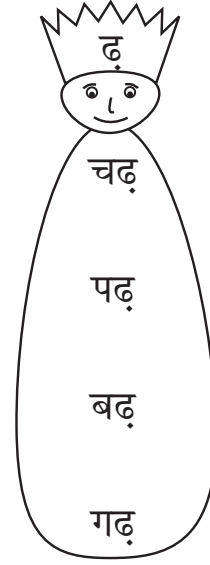
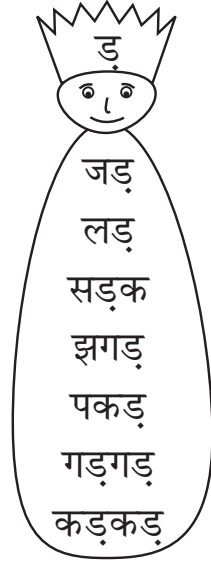


ला+भ = लाभ



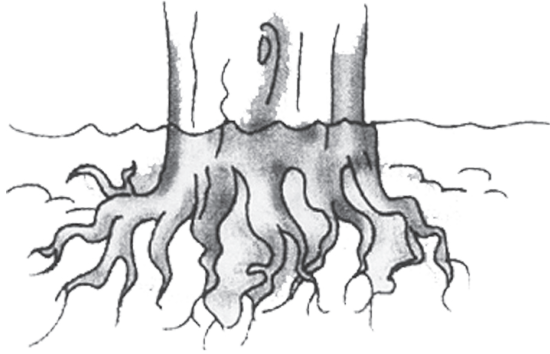
नीचे लिखे शब्दों को पढ़कर चित्र बनाओ व
रंग भरओ।

बरसात	गिलास
छाता	किताब
नाव	मिठाई
गमला	चिड़िया

ड और ढ के नीचे बिंदी लगा देने से ङ और ढ बन जाता है।



चित्र पहचानकर उसका नाम लिखिए -



Maths

What
comes
after

93

69

85

74

99

49

What
comes
before

76

38

71

93

66

40

Cut different shapes (rectangles, square, star, oval, etc) from coloured sheets and use them to make a beautiful scenery in the given space.


Add and colour

2-Blue

3-Yellow

4-Red















5-Green



Number Names and Numerals

Count each object in the picture and write its numeral and number name.



	<input type="text" value="4"/>	Four			<input type="text"/>	
	<input type="text"/>				<input type="text"/>	
	<input type="text"/>				<input type="text"/>	
	<input type="text"/>				<input type="text"/>	
	<input type="text"/>				<input type="text"/>	
	<input type="text"/>				<input type="text"/>	
	<input type="text"/>				<input type="text"/>	

EVS

Name: _____

Class/ Sec : _____

Unjumble the letters on Dino's hat to find the names of the things we use to keep ourselves clean. Picture clues are there to help you.

a. THTOO BUHRS

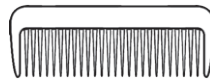

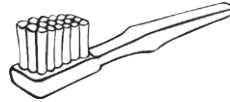
b. SAPO


c. TOLEW

d. CMOB

e. SAHPMOO

f. WERAT





Fill in the crossword taking help from the given picture clues:

1 N
2 M
3 F
4 S
5 F
6 K
7 H
8 L
9 H
10 N
11 E
12 S
13 H
14 S

FOR SECTIONS (A-F)

Make your own log house on an A4 Sheet

Chimney

Cut a triangular roof of any colour and paste dry grass or coloured bits of paper on it.

Paste ice cream sticks.

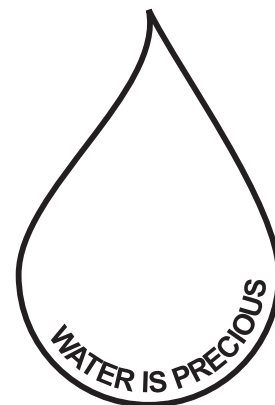
Paste a square window.

Paste a square window and your photo peeping.

Paste a rectangular door with a door knob.


FOR SECTIONS (G-L)

Cut blue pastel sheet (A4 size) in the shape of a droplet and paste on it one picture showing uses of water or how to save water.



Craft

Colour the tree, cut it out, paste on a yellow A4 Sheet and decorate it using buttons of different sizes and colours.



Craft

Do finger painting using the colours given. Then cut the picture and mount it on a red A4 size sheet. Again cut the red sheet leaving a margin of $\frac{1}{2}$ centimeter.



R



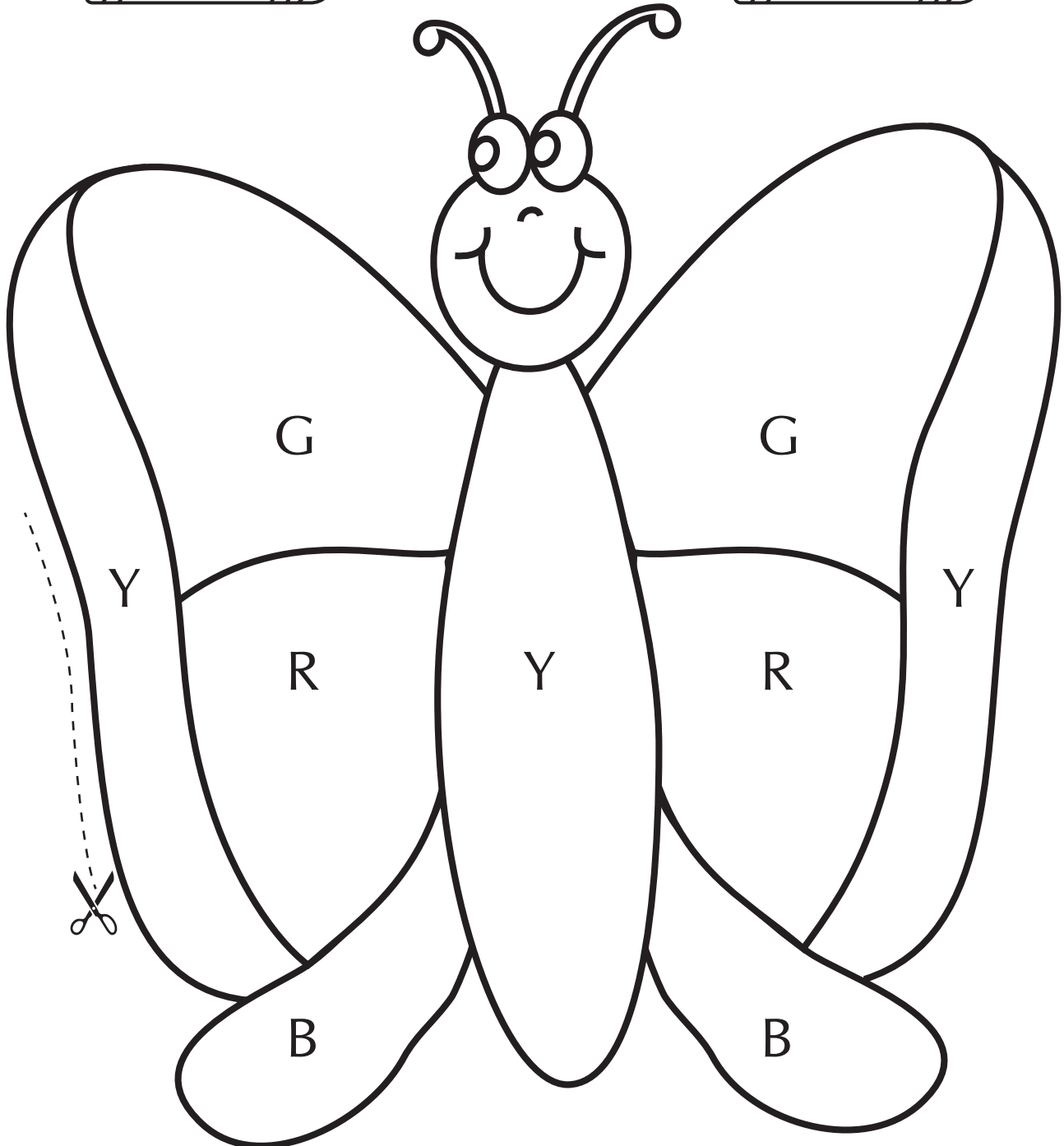
Y



G



B



Craft

MY FAVORITE ANIMAL

Use your creativity to make your favourite animal's face by using an old CD.

